



# CFO Touch Base Session

July 31, 2025



# Agenda

---



- Welcome/Opening/Agenda Review
- Area Plan Contract
- Using the AMR and AMR-OC
- Remittance Review
- Funding Formula Factor
- Allocations
- Budget Process
- Year End Procedures
- Question and Answer



# Area Plan Contract

Initial and Modifications

# Area Plan Contract



**COMMONWEALTH OF VIRGINIA**  
DEPARTMENT FOR AGING AND REHABILITATIVE SERVICES

KATHRYN A HAYFIELD  
Commissioner

8004 Franklin Farms Drive  
Henrico, VA 23229

Office (804) 662-7000  
Toll free (800) 552-5019  
TTY Toll free (800) 464-9950  
Fax (804) 662-9532

**SUBRECIPIENT FUNDING AGREEMENT (SFA)**

**Subrecipient Funding Agreement Number: 20242027AP-PSA01**

*This SFA is not subject to the Virginia Public Procurement Act (§ 2.2-4343(B))*

This Subrecipient Funding Agreement, hereinafter referred to as "SFA" is entered into this September 30, 2023, by the Mountain Empire Older Citizens, Inc., hereinafter called the "Subrecipient" and Commonwealth of Virginia through the Department for Aging and Rehabilitative Services, hereinafter called the "Pass-Through Agency" or the "DARS".

**AUTHORITY:** In accordance with § 51.5-131, DARS is granted the power and duties to accept grants from the United States government and agencies and instrumentalities thereof and any other source and, to these ends, to comply with such conditions and execute such agreements as may be necessary, convenient, or desirable

**WITNESSETH** that the Pass-Through Agency and the Subrecipient Agency, in consideration of the mutual covenants, promises and agreements herein contained, agree as follows:

**SCOPE OF SERVICES:** The Subrecipient Agency shall provide the services to the Agencies of the Commonwealth of Virginia as set forth in the SFA.

**PERIOD OF PERFORMANCE:** From 10/1/2023 to 9/30/2027

**BUDGET PERIOD:** From 10/1/2023 to 9/30/2024

- Purpose
- Definitions
- Scope of Services
- Payment Terms and Timeframe
- Grant Information
- Contract Provisions
- Cancellation, Mods, and Renewal
- Attachments

# Contract Contents



- Financial requirements: authority, asset control and subcontractor monitoring
- IT: NWD, VITA security standards, PeerPlace, and disaster recovery
- Personnel: policies and procedures, staffing qualifications, change notifications, Board approval
- Program requirements and service standards: CRIA, Care Coordination or CCEVP Service Coordination Level Two, Option Counseling, Congregate Nutrition, Home Delivered Nutrition, Nutrition Education, Nutrition Counseling, Disease Prevention/Health Promotion, Transportation, Elder Abuse Prevention/Ombudsman, Legal Assistance, and VICAP

# AAA Requirements

---



- Freedom of Information Act
- Public Procurement Act
- State and Local Conflict of Interest Act
- All subcontractors are required to adhere to DARS Service Standards
- Subcontractors must be monitored annually

# Criminal Background Checks



- Employees and volunteers hired after May 1, 2015
- Subcontractors entering client homes, drivers, any client contact
- Code of Virginia, §19.2-392.02 and §32.1-162.9:1
- Central Criminal Records Exchange (CCRE) through the Virginia State Police
- Within 30 days of employment
- Barrier crime – denied employment
  - Or misdemeanor – not involving abuse or neglect – if five years has elapsed since conviction

# Attachment A – Page 1



## FY 2025 SUMMARY OF OBLIGATIONS

Name of Agency: Mountain Empire Older Citizens, Inc.

The following amounts are obligated from Federal and General funds to carry out this plan for the year beginning October 1, 2024. All obligations are subject to the availability of Federal and General Fund monies to the Department for Aging and Rehabilitative Services. All General Fund monies awarded before June 30th must be drawn down and obligated by June 30, 2025 and liquidated by September 30, 2025.

Award Action	Title III-B 93.044	Title III-C(1) 93.045	Title III-C(2) 93.045	Title III-D 93.043	Title III-E 93.052	Elder Abuse 93.041	Ombudsman 93.042	
							Federal	General
Unadvanced Balance from								
FY'24 Funds at DARS on 9/30/24	51,525	28,030	54,175	1,118	18,188	414	2,137	
New Obligation FY'24 - 9/30/24	48,399	25,524	40,730	1,644	4,347	126	410	
Total Remittance Balance 9/30/24	99,924	53,554	94,905	2,762	22,535	540	2,547	0
New Obligation FY'25 - 10/1/24	275,739	152,609	247,403	12,789	104,598	2,418	12,630	6,812
Transfer - 10/1/24								
New Obligation FY'25 - 7/1/25								2,271
<b>Total Obligation for</b>								
<b>Fiscal Year 2025</b>	<b>375,663</b>	<b>206,163</b>	<b>342,308</b>	<b>15,551</b>	<b>127,133</b>	<b>2,958</b>	<b>15,177</b>	<b>9,083</b>

The sum of "New Obligation FY'24 - 9/30/24" and "New Obligation FY'25 - 10/1/24" equals the FY'25 Funding Allocation

# Attachment A – Page 2



## FY 2025 SUMMARY OF OBLIGATIONS

Name of Agency: Mountain Empire Older Citizens, Inc.

The following amounts are obligated from Federal and General funds to carry out this plan for the year beginning October 1, 2024. All obligations are subject to the availability of Federal and General Fund monies to the Department for Aging and Rehabilitative Services. All General Fund monies awarded before June 30th must be drawn down and obligated by June 30, 2025 and liquidated by September 30, 2025.

Award Action	DMAS Ombudsman 93.778	NSIP 93.053	OAA General	Community Based	Transport	Home Delivered Meals		Supp Nutrition	Care Coordination for Elderly Virginians Program
Unadvanced Balance from FY'24 Funds at DARS on 9/30/24	909								
New Obligation FY'24 - 9/30/24		45							
Total Remittance Balance 9/30/24	909	45	0	0	0	0		0	0
New Obligation FY'25 - 10/1/24	1,851	31,009	71,998	73,008	26,426	93,150		22,211	62,470
Transfers for 10/1/24 - 6/30/25									
Reallocation of Undesignated Funds 10/1/24 - 6/30/25									
New Obligation FY'25 - 7/1/25			17,106	24,336	8,808	31,050		7,404	20,823
Transfers for 7/1/25 - 9/30/25									
Reallocation of Undesignated Funds 7/1/25 - 9/30/25									
Total Obligation for Fiscal Year 2025	2,760	31,054	89,104	97,344	35,235	124,200		29,615	83,293

The sum of "New Obligation FY'24 - 9/30/24" and "New Obligation FY'25 - 10/1/24" equals the FY'25 Funding Allocation

# Attachment B and C



- Attachment B – Approved Area Plan and Budget
- Attachment C – Assurances
  - Services delivered
  - In alignment with State Plan
  - Demographic needs in the community
  - Advisory Council composition
  - Service providers and subcontractors
  - Long-Term Care Ombudsman Program
  - Coordination with government entities and tribal organizations
  - Adequate proportion - MAP

# Contract Mods and Other



- Modifications
  - Annual Allocations and Area Plan Changes
  - Budget transfers
  - Program adjustments
  - SFMNP
  - Senior Cool Care
- Contracts in addition to the Area Plan Contract
  - MIPPA
  - Respite Care Initiative
  - Directed Appropriations
  - VICAP



# AMR and AMR-OC

Invoice Submission


# Providers' Portal




vda.virginia.gov

The Division for Aging Services

An official website of the Commonwealth of Virginia [Here's how you know](#) ▾



 Providers' Portal

[About Us](#) ▾

[Find Local Services](#) ▾

[Community Living & Caregiving](#) ▾

[Health & Wellness](#) ▾

[Abuse & Fraud](#) ▾

# SharePoint Links



## Welcome to the Office for Aging Services

### SharePoint Portal!

Please choose from one of the links below

OR You may also select from any of the links on the left side of this page. Whichever way you choose to view documents is up to you. After choosing a link, the documents will be displayed in alphabetical order. At any time, you may change the sorting by clicking on any of the headings and selecting descending order. If you are viewing a group of documents with different categories, you can also click the drop down beside the category heading and choose to view only selected categories. After finding your document, click on the document name and the document will open.

We hope you find this new format easy to navigate! If you have any trouble accessing documents please contact [Tanya.brinkley@dars.virginia.gov](mailto:Tanya.brinkley@dars.virginia.gov) for assistance.

[COVID-19](#)

[Area Plan](#)

[Forms/Reports](#)

[Programs](#)

[Remittance](#)

[Weekly Mailing](#)




# Aging Monthly Reports

## Documents

Documents Adult Day Care **Forms/Reports** ... Find a file

✓	Title	Name	Category
	2020 Best Practice Awards	CommonwealthAwards	... Forms/Reports
	2024 OAAPS Report	OAAPS Report 2024	... Forms/Reports
	2024 OAAPS Reporting Memo	Annual OAAPS Reporting FFY 2024	... Forms/Reports
	AAA Service Type Mapping Lookup Grid	AAA Service Type Mapping Lookup Grid	... Forms/Reports
	Acceptable Use Policy Agreement	AUPA	... Forms/Reports
✓	Aging Monthly Report - Other Contracts FY2025	FY25 AgingMonthlyReport-OtherContracts Revised 5-6-25	... Forms/Reports
✓	Aging Monthly Report for Area Agencies on Aging FY2025	FY25 AgingMonthlyReportforAreaAgenciesonAging	... Forms/Reports
	Aging Services in Virginia	Aging Services in Virginia 11-27-2023	... Forms/Reports
	Area Agency on Aging Contractor Information Form	AAACContractorInfoForm	... Forms/Reports
	Area Agency on Aging Service Standards	Area Agency on Aging Service Standards	... Forms/Reports



# Aging Monthly Report (AMR)

---



## Expenditures Reported

- Title III-B, C(1) and C(2), III-D, VII- Ombudsman, VII-Elder Abuse,
- Title III-E & Title III-E Grandparents
- Other Non-Federal, Contributions, and Fees
- DMAS Ombudsman, Other Local, and NSIP
- OAA General, Community Based, Transportation, HDM, Supplemental Nutrition, CCEVP, and Ombudsman
- VICAP and MIPPA
- Respite Care Initiative
- Senior Cool Care and Senior Farmer's Market

# Aging Monthly Report–Other Contracts (AMR-OC)

---



## Expenditures Reported

- Directed Appropriations
- Guardianship
- SCSEP
- SNAP

# AMR – Payment



Agency: 0 PSA #

Month Ending:  Year:

FEDERAL FUNDS							
Title III-B	Title III-C(1)	Title III-C(2)	Title III-D	Title III-E	Title VII Elder Abuse	Title VII Ombudsman	NSIP
STATE GENERAL FUNDS							
OAA General	Community Based	Transportation	Home Delivered Meals	Supplemental Nutrition	CCEVP	Ombudsman	
OTHER PROGRAMS							
DMAS Ombudsman	Senior Cool Care	Senior Farmer's Market	Senior Farmer's Market ARPA Expansion	Senior Farmer's Market General Funds FY23	Senior Farmer's Market General Funds FY24	Respite Care Initiative Program	
VICAP							
Previous Year VICAP Basic	Current Year VICAP Basic	MIPPA Priority 1 - SHIP	MIPPA Priority 2 - AAA	Priority 3 - ADRC	VICAP General Funds FY23	VICAP General Funds FY24	TOTAL PAYMENT
							0

**If your cash requested exceeds the 30/60 day level calculated, a statement of explanation must be included in the e-mail transmitting the report.** This report must be submitted by the close of business no later than the 12th of the following month. If the 12th is not a state business day, the report must be submitted by the close of business on the next business day. The Department reserves the right to delay payment for late reports. This report must be submitted by the close of business on the 12th of the following month.

Payment
Request
Requirements
Title III
Title III-E
III-E Grandparents
COVID-19 MDD
VICAP
Care Tran ...

# AMR - Request



VIRGINIA DEPARTMENT FOR AGING  
AND REHABILITATIVE SERVICES

## DIVISION FOR AGING SERVICES

PSA #: 0	Month Ending:								Year:			
	Federal											
Status of Funds	Title III-B	Title III-C(1)	Title III-C(2)	Title III-D	Title III-E	Title VII - Elder Abuse	Title VII - Ombudsman	NSIP	OAA General	Community Based	Tra	
Unencumbered Cash-on-Hand at AAA at Beginning of Contract												
Unadvanced Balance of Previously Awarded Funds at VDA												
Current Year Award												
Total Funds Available for This Contract												
Planned Carryover												
Approved Budget												
Y-T-D Expenditures												
Cash Received Y-T-D for This Contract												
Cash Requested Last Report But Not Yet Received												
Cash Disbursed Y-T-D												
Accounts Payable at End of Report Month (Accrued Expenses)												
Cash-on-Hand at End of Report Month												
Cash Required for 30 Days of Program Operations												
Cash Request Calculated												
Cash Requested (See Note Below)												
YTD Percentage of Cash Requested												

Revised 9/27/2023      If this report is for the month of September, the Cash Requested may appear yellow. This is because the formula does not take into account the available cash.

Payment Request Requirements Title III Title III-E III-E Grandparents COVID-19 MDD VICAP Care Tran ...

# AMR – Request Instructions



VIRGINIA DEPARTMENT FOR AGING  
AND REHABILITATIVE SERVICES

**DIVISION FOR AGING SERVICES**

<b>PSA #:</b>	Blue cells on all tabs are input cells. All other cells are locked.
Unencumbered Cash-on-Hand at AAA at Beginning of Contract	This is the amount of advance funds received by the AAA and should be an audit liability on the agency's books from the prior year. When the audit has been finalized, the amount reported here should come from the last column on Schedule A, Status of Funds. See carryover limits on next line.
Unadvanced Balance of Previously Awarded Funds at DARS	This is the amount of funds previously awarded remaining on the September 202X Remittance. This amount does not change during the year. The carryover limit for federal funds is the sum of "Unencumbered Cash-on-Hand at AAA at Beginning of Contract" and "Unadvanced Balance of Previously Awarded Funds at DARS".
Current Year Award	When viewing the Obligation Page, this is the sum of prior year - New Obligation and New Year Obligation plus transfers. This should also be the same as the new year's funding allocation plus any approved transfers.
Total Funds Available for This Contract	Formula: Sum of line 4, 5, and 6. When comparing to the Summary of Obligation Page, this amount should equal the "Total Obligation for Fiscal Year 202X" on the Obligation Page minus line 4 above "Unencumbered Cash-on-Hand at AAA at Beginning of Contract".
Planned Carryover	This amount should be set at the beginning of year by agency or board policy and adjusted based on future funding formula projections and agency circumstances. Can be adjusted during the year. Federal funds cannot exceed 10% of "Current Year Award" without DARS approval.
Approved Budget	Formula: "Total Funds Available for This Contract" line 7 minus "Planned Carryover" line 8.
Y-T-D Expenditures	Formula: Total expenditure for the fund brought forward from the appropriate tab. This amount must be derived from the agency's accounting records. This cannot exceed "Total Funds Available for This Contract" line 7, but should not exceed the "Approved Budget" line 9.
Cash Received Y-T-D for This Contract	This amount should agree to the Remittance, "Grant to Date Payment" column, unless there is payment in transit reflected on line 12.
Cash Requested Last Report But Not Yet Received	Amount requested from prior month's report, that was not received by month end.
Cash Disbursed Y-T-D	Fill in the amount of cash you have paid for services provided under this contract.
Accounts Payable at End of Report Month (Accrued Expenses)	Formula: Line 10 minus line 13. This should agree with your agency's balance sheet payable by fund.
Cash-on-Hand at End of Report Month	Formula: "Unencumbered Cash-on-Hand at AAA at Beginning of Contract" line 4 plus "Cash Received Y-T-D for This Contract" line 11 plus "Cash Requested Last Report But Not Yet Received" line 12 minus "Cash Disbursed Y-T-D" line 13.
Cash Required for 30 Days of Program Operations	Formula: "Approved Budget" line 9 divided by 12.
Cash Request Calculated	Formula: The lesser of either "Approved Budget" line 9 minus "Unencumbered Cash-on-Hand at AAA at Beginning of Contract" line 4 minus "Cash Received Y-T-D for This Contract" line 11 plus "Cash Requested Last Report But Not Yet Received" line 12 or "Cash Required for 30 Days of Program Operations" line 16 minus "Cash-on-Hand at End of Report Month" line 15. You can be advanced "Cash Required for 30 Days of Program Operations", but it is limited to the balance of remaining funds.
Cash Requested	Enter the amount of funds you are requesting. If the cell is yellow you have exceeded the cash available or are requesting more than the "Cash Request Calculated". Correct and/or provide explanation in the email when submitting this request. The request must be for a specific reason. Requesting remaining federal balances at year end is not an acceptable explanation.
YTD Percentage of Cash Requested	Formula: "Unencumbered Cash-on-Hand at AAA at Beginning of Contract" line 4 plus Cash Received Y-T-D for This Contract" line 11 plus "Cash Requested Last Report But Not Yet Received" line 12 plus "Cash Requested" line 18) divided by "Approved Budget" line 9.

# AMR - Requirements



VIRGINIA DEPARTMENT FOR AGING  
AND REHABILITATIVE SERVICES

**DIVISION FOR AGING SERVICES**

Agency:	0		PSA:	
<b>Requirement</b>		<b>Agency Status</b>	<b>Requirement</b>	<b>Agency Status</b>
<b>Minimum Adequate Proportion</b>			<b>Title III-E</b>	
Access (minimum 15%)			Prep & Admin Spending (10% or less)	
In-Home (minimum 5%)			Prep & Admin Federal Share (75% or less)	
Legal (minimum 1%)			Services Federal Share (75% or less)	
<b>Title III-B, C, and D Preparation and Administration</b>			<b>Title III-E Categories</b>	
Spending 10% or less of B, C, and D Fed Funds			Respite Services	
Federal Share (75% or less)			Supplemental Services	
Non-Federal Share (25% or more)				
<b>Title III and Title III-E Preparation and Administration using OAA General Fund (5% or less)</b>			<b>Funds Spent on Grandparents</b>	
			% Spent on Grandparents - 10% or less	
Enter the FY 2019 Title III-B Expenditures in the LTC Ombudsman Program	Current Yr Difference	0		
<b>Title III-B Services</b>			Enter <b>Title III-B</b> general fund expenditures used to match non OAA funds or used for services under a non OAA allowed sliding fee scale.	
Federal Share (85% or less)				
Non-Federal Share plus State Share (15% or more)				
State Share (5% or more)				
<b>Title III-C1 Services</b>			Enter <b>Title III-C1</b> general fund expenditures used to match non OAA funds.	
Federal Share (85% or less)				
Non-Federal Share plus State Share (15% or more)				
State Share (5% or more)				
Grab & Go (25% or less)				
<b>Title III-C2 Services</b>			Enter <b>Title III-C2</b> general fund expenditures used to match non OAA funds.	
Federal Share (85% or less)				
Non-Federal Share plus State Share (15% or more)				
State Share (5% or more)				

# AMR - Expenditures



VIRGINIA DEPARTMENT FOR AGING  
AND REHABILITATIVE SERVICES

**DIVISION FOR AGING SERVICES**


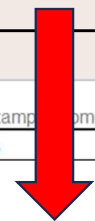
PSA: 0	This row is left available for your internal comments. For example, some agencies use it to indicate internal account numbers.									
Month:										
<b>YTD Expenditures</b>	<b>In-Home Services</b>					<b>Access Services</b>				
<b>Funding Source</b>	<b>Adult Day Care</b>	<b>Checking</b>	<b>Chore</b>	<b>Homemaker</b>	<b>Personal Care</b>	<b>Care / Service Coordination Level 2</b>	<b>Service Coordination Level 1</b>	<b>Care Transitions</b>	<b>S.O.S.</b>	<b>Communication Referral &amp; I&amp;A</b>
<b>Older Americans Act</b>										
Title III-B										
Title III-C(1)										
Title III-C(2)										
Title III-D										
Title VII - Ombudsman										
Title VII - Elder Abuse										
<b>Other Funds</b>										
Other Non-Federal										
Voluntary Contributions										
Fees										
<b>Other Federal</b>										
DMAS - Ombudsman										
Other Local Federal Funding										
NSIP										
<b>General Funds</b>										
OAA General										
Community Based										
Transportation										
Home Delivered Meals										
Supplemental Nutrition										
CCEVP										
Ombudsman										
<b>Total Cash</b>										
<b>In-Kind Amount</b>										
<b>Service Data:</b>										
Actual Number of Units										
Unit Defined as:	Hours	Contacts	Individual Hours	Individual Hours	Individual Hours	Individual Hours	Individual Hours	Contacts	Referrals	Contacts
Unit Cost										
Actual Persons Served										
<b>Voluntary Contributions Collected</b>										
<b>Fees Collected</b>										
	Voluntary Contribution/Fees Collected should approximate Voluntary Contributions/Fees Spent.									

# Entering Expenditures



**DARS** | VIRGINIA DEPARTMENT FOR AGING  
AND REHABILITATIVE SERVICES  
**DIVISION FOR AGING SERVICES**


PSA: 0	This row is left available for your internal comments. For example, some agencies use it to indicate...				
Month:					
YTD Expenditures	<b>In-Home Services</b>				
<b>Funding Source</b>	<b>Adult Day Care</b>	<b>Checking</b>	<b>Chore</b>	<b>Homemaker</b>	<b>Personal Care</b>
<b>Older Americans Act</b>					
Title III-B					
Title III-C(1)					
Title III-C(2)					
Title III-D					
Title VII - Ombudsman					
Title VII - Elder Abuse					
<b>Other Funds</b>					
Other Non-Federal					
Voluntary Contributions					
Fees					
<b>Other Federal</b>					
DMAS - Ombudsman					
Other Local Federal Funding					
NSIP					
<b>General Funds</b>					
OAA General					
Community Based					
Transportation					
Home Delivered Meals					
Supplemental Nutrition					
CCEVP					
Ombudsman					



# Recording Units



<b>Service Data:</b>					
Actual Number of Units					
Unit Defined as:	Hours	Contacts	Individual Hours	Individual Hours	Individual Hours
Unit Cost					
Actual Persons Served					
<b>Voluntary Contributions Collected</b>					
<b>Fees Collected</b>					
Revised 6/17/2025	Voluntary Contribution/Fees Collected should approximate Voluntary Contributions/Fees Spent.				





# Remittance

Tracking Funds

# SharePoint Links



## Welcome to the Office for Aging Services SharePoint Portal!

Please choose from one of the links below

OR You may also select from any of the links on the left side of this page. Whichever way you choose to view documents is up to you. After choosing a link, the documents will be displayed. At any time, you may change the sorting by clicking on any of the headings and selecting descending order. If you are viewing a group of documents with different categories, you may click on the category heading and choose to view only selected categories. After finding your document, click on the document name and the document will open.

We hope you find this new format easy to navigate! If you have any trouble accessing documents please contact [Tanya.brinkley@dars.virginia.gov](mailto:Tanya.brinkley@dars.virginia.gov) for assistance.

[Area Plan](#)

[Forms/Reports](#)

[Governance & Management Guidance/Training](#)

[OAA New Regulations](#)

[Programs](#)

[Remittance](#)



# Monthly Remittances

Documents

Documents Adult Day Care Remittance ... Find a file

✓	pdf	Title	Name	Category
	pdf	2025-05 Remittance Advice	MAY 2025 Revised	Remittance
	pdf	2025-04 Remittance Advice	APR 2025 REVISED	Remittance
	pdf	2025-03 Remittance Advice	MAR 2025	Remittance
	pdf	2025-02 Remittance Advice	FEB 2025 Revised	Remittance
	pdf	2025-01 Remittance Advice	JAN 2025	Remittance
	pdf	2024-12 Remittance Advice	DEC 2024 Revised 2	Remittance
	pdf	2024-11 Remittance Advice	NOV 2024 Revised (1)	Remittance
	pdf	2024-10 Remittance Advice	OCT 2024	Remittance
	pdf	2024-09 Remittance Advice	SEPT 2024	Remittance

# Remittance Example - Federal



REMITTANCE ADVICE				SUMMARY OF ALL REMITTANCE ADVICES			MAY 2025		
SUMMARY				OBLIGATION	PAID PRIOR 10/1/2023	PREVIOUSLY PAID	THIS PAYMENT	GRANT TO DATE PAYMENT	BALANCE
CFDA#	PROJECT #	FFY 2025 PERIOD							
T-III B AP & SS	93.044	0000124465	FY'24 10/23 - 09/24	5,219,986.00		5,155,917.00		5,155,917.00	64,069.00
T-III C1 CON MEAL	93.045	0000124466	FY'24 10/23 - 09/24	2,747,092.00		2,590,104.00	25,502.00	2,615,606.00	131,486.00
T-III C2 - H D MEALS	93.045	0000124467	FY'24 10/23 - 09/24	4,896,101.00		4,402,438.00	225,755.00	4,628,193.00	267,908.00
T-III D PREV HEAL	93.043	0000124474	FY'24 10/23 - 09/24	280,278.00		200,401.00	5,234.00	205,635.00	74,643.00
T-III E NFCSP	93.052	0000124475	FY'24 10/23 - 09/24	1,800,028.00		1,452,504.00	71,633.00	1,524,137.00	275,891.00
T-VII G ELDER ABUSE	93.041	0000124477	FY'24 10/23 - 09/24	32,839.00		29,071.00		29,071.00	3,768.00
T-VII OMBUDSMAN	93.042	0000124478	FY'24 10/23 - 09/24	97,140.00		97,140.00		97,140.00	
T-III B AP & SS	93.044	0000126469	FY'25 10/24 - 09/25	11,877,254.00		3,963,351.00	1,228,808.00	5,192,159.00	6,685,095.00
T-III C1 CON MEAL	93.045	0000126468	FY'25 10/24 - 09/25	6,286,791.00		1,949,272.00	737,820.00	2,687,092.00	3,599,699.00
T-III C2 - H D MEALS	93.045	0000126470	FY'25 10/24 - 09/25	9,392,583.00		2,904,001.00	1,117,893.00	4,021,894.00	5,370,689.00
T-III D PREV HEAL	93.043	0000126471	FY'25 10/24 - 09/25	563,056.00		175,853.00	44,209.00	220,062.00	342,994.00
T-III E NFCSP	93.052	0000126472	FY'25 10/24 - 09/25	4,271,425.00		1,237,344.00	329,841.00	1,567,185.00	2,704,240.00
T-VII G ELDER ABUSE	93.041	0000126474	FY'25 10/24 - 09/25	97,671.00		46,200.00	3,397.00	49,597.00	48,074.00
T-VII OMBUDSMAN	93.042	0000126475	FY'25 10/24 - 09/25	504,658.00		318,396.00	35,413.00	353,809.00	150,849.00
NSIP	93.053	0000124476	FY'24 10/23 - 09/24	37,713.00		37,713.00		37,713.00	
NSIP	93.053	0000126473	FY'25 10/24 - 09/25	898,836.00		479,873.00	104,421.00	584,294.00	314,542.00
DMAS OMBUDSMAN	93.778	ARS46200	FY25	183,986.00		109,498.00	10,180.00	119,678.00	64,308.00

# Remittance Example - Other



REMITTANCE ADVICE		FFY 2025		SUMMARY OF ALL REMITTANCE ADVICES			MAY 2025		
SUMMARY				OBLIGATION	PAID PRIOR 10/1/2023	PREVIOUSLY PAID	THIS PAYMENT	GRANT TO DATE PAYMENT	BALANCE
CFDA#	PROJECT #	PERIOD							
ARPA ADD'L OMBUDSMAN	93.747	0000122541	8/1/22 - 9/30/25	300,000.00			22,989.00	22,989.00	277,011.00
EXP PUBLIC HEALTH WORKFORCE	93.044	0000122090	1/01/22 - 9/30/25	1,965,245.00	1,819,784.00	1,930,993.00	9,896.00	1,940,889.00	24,356.00
ARPA -SR FARMERS' MARKET NUTR	10.576	0000122981	10/01/23 - 9/30/24	112,300.00	95,455.00	112,198.00		112,198.00	102.00
DOL	17.235	0000126067	7/1/24 - 6/30/25	1,452,546.00	310,187.00	1,057,525.00	92,770.00	1,150,295.00	302,251.00
VICAP FFY '24	93.324	0000117058 (224)	04/24 - 03/25	946,419.00	207,783.00	891,058.00	27,720.00	918,778.00	27,641.00
VICAP FFY '25	93.324	0000117058 (225)	04/25 - 03/26	900,052.00			30,647.00	30,647.00	869,405.00
MIPPA Priority # 1	93.071	0000126648	9/01/24 - 8/31/25	178,612.00		72,257.00	9,084.00	81,341.00	97,271.00
MIPPA Priority # 2	93.071	0000126649	9/01/24 - 8/31/25	374,499.00		218,045.00	50,032.00	268,077.00	106,422.00
MIPPA Priority # 3	93.071	0000126650	9/01/24 - 8/31/25	252,739.00		59,420.00	19,515.00	78,935.00	173,804.00
FALLS PREVENTION - YR 1	93.761	0000119122	5/1/21 - 4/30/22	18,075.00	18,075.00	18,075.00		18,075.00	
FALLS PREVENTION - YR 2	93.761	0000119122	5/1/22 - 4/30/23	21,720.00	21,720.00	21,720.00		21,720.00	
FALLS PREVENTION - YR 2- Bonus	93.761	0000119122	5/1/22 - 4/30/23	3,200.00	3,200.00	3,200.00		3,200.00	
FALLS PREVENTION - YR 3	93.761	0000119122	5/1/23- 4/30/24	18,020.00	18,020.00	18,020.00		18,020.00	
FALLS PREVENTION - NCE	93.761	0000119122	5/1/24- 4/30/25	60,200.00	19,100.00	58,000.00	2,200.00	60,200.00	
SENIOR COOL CARE 2024		ARS71001	9/30/24	85,000.00	78,859.00	83,802.00		83,802.00	1,198.00
SENIOR COOL CARE 2025		ARS71001	12/31/25	85,000.00					85,000.00
SUPP NUTRITION ASSIST (SNAP)	10.561	0000124484	10/1/23 - 9/30/24	62,170.50	35,530.00	43,526.50		43,526.50	18,644.00
SUPP NUTRITION ASSIST (SNAP)	10.561	0000126481	10/1/24 - 9/30/25	59,145.00		17,674.00	333.00	18,007.00	41,138.00

# Remittance Example - State



VIRGINIA DEPARTMENT FOR AGING  
AND REHABILITATIVE SERVICES

**DIVISION FOR AGING SERVICES**

REMITTANCE ADVICE		FFY 2025	SUMMARY OF ALL REMITTANCE ADVICES			MAY 2025			
SUMMARY	CFDA#	PROJECT #	PERIOD	OBLIGATION	PAID PRIOR 10/1/2023	PREVIOUSLY PAID	THIS PAYMENT	GRANT TO DATE PAYMENT	BALANCE
OAA GENERAL		ARS75080	SFY'25 - 07/01/24	306,351.00		306,351.00		306,351.00	
GF COM BASE		ARS75082	SFY'25 - 07/01/24	456,057.00		450,116.00	5,941.00	456,057.00	
GF TRANSPORTATION		ARS75081	SFY'25 - 07/01/24	242,765.00		242,765.00		242,765.00	
GF H D MEALS		ARS75084	SFY'25 - 07/01/24	561,945.00		561,945.00		561,945.00	
SUPPLEMENTAL NUTR T-III C1&2 (GF)		ARS75086	SFY'25 - 07/01/24	158,537.00		153,508.00		153,508.00	5,029.00
CARE COORDINATION		ARS75875	SFY'25 - 07/01/24	195,708.00		182,252.00	10,007.00	192,259.00	3,449.00
GF OMBUDSMAN		ARS75083	SFY'25 - 07/01/24	39,070.00		39,070.00		39,070.00	
GF RESPITE CARE		ARS75200	SFY'25 - 07/01/24	53,239.00		38,746.00		38,746.00	14,493.00
OAA GENERAL		ARS75080	SFY'25 - 10/01/24	3,170,428.00		2,334,977.00	242,823.00	2,577,800.00	592,628.00
GF COM BASE		ARS75082	SFY'25 - 10/01/24	2,492,894.00		1,460,788.00	281,573.00	1,742,361.00	750,533.00
GF TRANSPORTATION		ARS75081	SFY'25 - 10/01/24	1,425,060.00		1,077,309.00	148,452.00	1,225,761.00	199,299.00
GF H D MEALS		ARS75084	SFY'25 - 10/01/24	3,578,677.00		2,683,267.00	342,007.00	3,025,274.00	553,403.00
SUPPLEMENTAL NUTR T-III C1&2 (GF)		ARS75086	SFY'25 - 10/01/24	923,352.00		624,860.00	95,596.00	720,456.00	202,896.00
CARE COORDINATION		ARS75875	SFY'25 - 10/01/24	1,481,743.00		978,674.00	122,495.00	1,101,169.00	380,574.00
GF OMBUDSMAN		ARS75083	SFY'25 - 10/01/24	280,864.00		212,794.00	17,769.00	230,563.00	50,301.00
GF RESPITE CARE		ARS75200	SFY'25 - 10/01/24	392,155.00		225,778.00	32,774.00	258,552.00	133,603.00
OAA GENERAL		ARS75080	SFY'26 - 07/01/25	823,476.00					823,476.00
GF COM BASE		ARS75082	SFY'26 - 07/01/25	890,188.00					890,188.00
GF TRANSPORTATION		ARS75081	SFY'26 - 07/01/25	415,802.00					415,802.00
GF H D MEALS		ARS75084	SFY'26 - 07/01/25	1,192,890.00					1,192,890.00
SUPPLEMENTAL NUTR T-III C1&2 (GF)		ARS75086	SFY'26 - 07/01/25	307,790.00					307,790.00
CARE COORDINATION		ARS75875	SFY'26 - 07/01/25	493,920.00					493,920.00
GF OMBUDSMAN		ARS75083	SFY'26 - 07/01/25	93,621.00					93,621.00
GF RESPITE CARE		ARS75200	SFY'26 - 07/01/25	114,051.00					114,051.00

# AAA Actual - Federal



VIRGINIA DEPARTMENT FOR AGING  
AND REHABILITATIVE SERVICES

**DIVISION FOR AGING SERVICES**

REMITTANCE ADVICE	VENDOR ID #	FFY 2025	MOUNTAIN EMPIRE OLDER CITIZENS INC.					551	
RMT 1	046408 0000072602	05/07/25	1501 3rd. Ave East - P. O Box 888 Big Stone Gap, VA 24219						
	CFDA#	PROJECT #	PERIOD	OBLIGATION	PAID PRIOR 10/1/2024	PREVIOUSLY PAID	THIS PAYMENT	GRANT TO DATE PAYMENT	BALANCE
T-III B AP & SS	93.044	0000124465	FY'24 10/23 - 09/24	99,924.00		99,924.00		99,924.00	
T-III C1 CON MEAL	93.045	0000124466	FY'24 10/23 - 09/24	53,554.00		53,554.00		53,554.00	
T-III C2 - H D MEALS	93.045	0000124467	FY'24 10/23 - 09/24	94,905.00		94,905.00		94,905.00	
T-III D PREV HEAL	93.043	0000124474	FY'24 10/23 - 09/24	2,762.00		2,762.00		2,762.00	
T-III E NFCSP	93.052	0000124475	FY'24 10/23 - 09/24	22,535.00		22,535.00		22,535.00	
T-VII G ELDER ABUSE	93.041	0000124477	FY'24 10/23 - 09/24	540.00		540.00		540.00	
T-VII OMBUDSMAN	93.042	0000124478	FY'24 10/23 - 09/24	2,547.00		2,547.00		2,547.00	
T-III B AP & SS	93.044	0000126469	FY'25 10/24 - 09/25	275,739.00		139,431.00	31,305.00	170,736.00	105,003.00
T-III C1 CON MEAL	93.045	0000126468	FY'25 10/24 - 09/25	152,609.00		77,556.00	17,180.00	94,736.00	57,873.00
T-III C2 - H D MEALS	93.045	0000126470	FY'25 10/24 - 09/25	247,403.00		130,426.00	28,526.00	158,952.00	88,451.00
T-III D PREV HEAL	93.043	0000126471	FY'25 10/24 - 09/25	12,789.00		6,132.00	1,296.00	7,428.00	5,361.00
T-III E NFCSP	93.052	0000126472	FY'25 10/24 - 09/25	104,598.00		59,217.00	10,594.00	69,811.00	34,787.00
T-VII G ELDER ABUSE	93.041	0000126474	FY'25 10/24 - 09/25	2,418.00		1,356.00	247.00	1,603.00	815.00
T-VII OMBUDSMAN	93.042	0000126475	FY'25 10/24 - 09/25	12,630.00		7,180.00	1,265.00	8,445.00	4,185.00
NSIP	93.053	0000124476	FY'24 10/23 - 09/24	45.00		45.00		45.00	
NSIP	93.053	0000126473	FY'25 10/24 - 09/25	31,009.00		15,483.00	2,588.00	18,071.00	12,938.00
DMAS OMBUDSMAN	93.778	ARS46200	FY25	2,760.00		925.00	154.00	1,079.00	1,681.00

# AAA Actual - State



VIRGINIA DEPARTMENT FOR AGING  
AND REHABILITATIVE SERVICES

## DIVISION FOR AGING SERVICES

REMITTANCE ADVICE	VENDOR	FFY	MOUNTAIN EMPIRE OLDER CITIZENS INC.				551	
RMT 1	046408 ID # 0000072602	2025	1501 3rd. Ave East - P. O Box 888 Big Stone Gap, VA 24219					
CFDA#	PROJECT #	PERIOD	OBLIGATION	PAID PRIOR 10/1/2024	PREVIOUSLY PAID	THIS PAYMENT	GRANT TO DATE PAYMENT	BALANCE
OAA GENERAL	ARS75080	SFY'25 - 07/01/24						
GF COM BASE	ARS75082	SFY'25 - 07/01/24						
GF TRANSPORTATION	ARS75081	SFY'25 - 07/01/24						
GF H D MEALS	ARS75084	SFY'25 - 07/01/24						
SUPPLEMENTAL NUTR T-III C1&2 (GF)	ARS75086	SFY'25 - 07/01/24						
CARE COORDINATION	ARS75875	SFY'25 - 07/01/24						
GF OMBUDSMAN	ARS75083	SFY'25 - 07/01/24						
GF RESPITE CARE	ARS75200	SFY'25 - 07/01/24						
OAA GENERAL	ARS75080	SFY'25 - 10/01/24	71,998.00		44,550.00	7,425.00	51,975.00	20,023.00
GF COM BASE	ARS75082	SFY'25 - 10/01/24	73,008.00		48,672.00	8,112.00	56,784.00	16,224.00
GF TRANSPORTATION	ARS75081	SFY'25 - 10/01/24	26,426.00		17,616.00	2,936.00	20,552.00	5,874.00
GF H D MEALS	ARS75084	SFY'25 - 10/01/24	93,150.00		62,100.00	10,350.00	72,450.00	20,700.00
SUPPLEMENTAL NUTR T-III C1&2 (GF)	ARS75086	SFY'25 - 10/01/24	22,211.00		14,808.00	2,468.00	17,276.00	4,935.00
CARE COORDINATION	ARS75875	SFY'25 - 10/01/24	62,470.00		41,646.00	6,941.00	48,587.00	13,883.00
GF OMBUDSMAN	ARS75083	SFY'25 - 10/01/24	6,812.00		4,542.00	757.00	5,299.00	1,513.00
GF RESPITE CARE	ARS75200	SFY'25 - 10/01/24						
OAA GENERAL	ARS75080	SFY'26 - 07/01/25	17,106.00					17,106.00
GF COM BASE	ARS75082	SFY'26 - 07/01/25	24,336.00					24,336.00
GF TRANSPORTATION	ARS75081	SFY'26 - 07/01/25	8,808.00					8,808.00
GF H D MEALS	ARS75084	SFY'26 - 07/01/25	31,050.00					31,050.00
SUPPLEMENTAL NUTR T-III C1&2 (GF)	ARS75086	SFY'26 - 07/01/25	7,404.00					7,404.00
CARE COORDINATION	ARS75875	SFY'26 - 07/01/25	20,823.00					20,823.00
GF OMBUDSMAN	ARS75083	SFY'26 - 07/01/25	2,271.00					2,271.00
GF RESPITE CARE	ARS75200	SFY'26 - 07/01/25						



# Funding Formula Factor

Demographics Guide Dollars

# American Community Survey




- American Community Survey (ACS) Special Tabulations 2018-2022
- The five year American Community Survey (ACS) Special Tabulation on Aging is based on the Census Bureau's ACS data. Detailed tables for each of the 50 states, the District of Columbia, Puerto Rico, and the American Indian, Alaska Native, and Native Hawaiian areas (AIANNH) are included. Geographic levels of aggregation include state, county, ACL's planning and service areas (PSAs), tribal areas, census tracts, and ZIP Code tabulation areas. Some geographic units are not shown due to too few cases, and many tables have two versions in order to provide an alternative which minimizes the loss of data due to disclosure protection. The results may be used for many purposes including serving as a component in the allocation formulas for Older Americans Act funding and for planning programs and services for the aging.

# Virginia Data Location















## AGID AGing, Independence, and Disability Program Data Portal



- Texas (.zip / 109.3 MB)
- Utah (.zip / 15.09 MB)
- Virginia (.zip / 47.14 MB)
- Vermont (.zip / 9.06 MB)
- Washington (.zip / 40.42 MB)
- Wisconsin (.zip / 49.99 MB)

# Zipped Data Files



Name	Type	Compressed size	Password pr...	Size	Ratio	Date modified
 VAs210dis01.xlsx	Microsoft Excel Worksheet	615 KB	No	618 KB	1%	9/13/2023 12:24 PM
 VAs210dis02.xlsx	Microsoft Excel Worksheet	1,479 KB	No	1,493 KB	1%	9/13/2023 12:24 PM
 VAs210dis03.xlsx	Microsoft Excel Worksheet	1,450 KB	No	1,463 KB	1%	9/13/2023 12:24 PM
 VAs210dis04.xlsx	Microsoft Excel Worksheet	1,435 KB	No	1,449 KB	2%	9/13/2023 12:24 PM
 VAs210dis05.xlsx	Microsoft Excel Worksheet	1,456 KB	No	1,469 KB	1%	9/13/2023 12:24 PM
 VAs210dis06.xlsx	Microsoft Excel Worksheet	1,458 KB	No	1,471 KB	1%	9/13/2023 12:25 PM
 VAs210dis07.xlsx	Microsoft Excel Worksheet	1,438 KB	No	1,452 KB	1%	9/13/2023 12:25 PM
 VAs210dis08.xlsx	Microsoft Excel Worksheet	1,347 KB	No	1,354 KB	1%	9/13/2023 12:25 PM
 VAs210dis09.xlsx	Microsoft Excel Worksheet	2,273 KB	No	2,302 KB	2%	9/13/2023 12:25 PM
 VAs210dis10.xlsx	Microsoft Excel Worksheet	2,381 KB	No	2,433 KB	3%	9/13/2023 12:25 PM
 VAs210dis11.xlsx	Microsoft Excel Worksheet	151 KB	No	155 KB	3%	9/13/2023 12:25 PM
 VAs210dis12.xlsx	Microsoft Excel Worksheet	137 KB	No	141 KB	3%	9/13/2023 12:25 PM

# Population and Age



Virginia 2018-2022  
 Table S21003 - Age  
 Universe: Total population  
 [Based on a sample. Rounded data. Data are suppressed for geographic areas if they do not meet the specified population threshold.]

		Total:		Under 55 years		55 to 59 years		60 to 64 years		65 to 69 years		Total, Total population 70 to 74 years	
		Estimate	Standard Error	Estimate	Standard Error	Estimate	Standard Error	Estimate	Standard Error	Estimate	Standard Error	Estimate	Standard Error
Geography	Geographic Name												
Geographic ID	Geographic Name												
0100000US	United States	331097595	*****	233782470	2583	21535300	17430	21042175	17634	17864360	17061	14396315	17284
0400000US51	Virginia	8624510	*****	6123575	544	576470	2794	543460	2759	453675	2313	365965	2221
0000000US5100001	PSA 1	83595	*****	53650	132	6070	290	5875	245	5725	277	4935	283
0000000US5100002	PSA 2	100490	*****	62325	64	7585	285	7530	286	7670	299	5920	276
0000000US5100003	PSA 3	186505	*****	114735	271	13415	418	14655	420	14140	409	10890	403
0000000US5100004	PSA 4	181835	*****	130765	143	11225	320	10160	373	8885	315	8655	326
0000000US5100005	PSA 5	280750	*****	184700	234	19965	555	19135	542	17420	448	15435	467
0000000US5100006	PSA 6	304125	*****	206595	267	20735	533	18965	527	18455	444	14370	409
0000000US5100007	PSA 7	243880	*****	162805	122	17260	535	17825	556	14990	348	11605	352
0000000US5100009	PSA 9	183955	*****	123270	88	14400	420	13025	404	11080	307	8490	317
0000000US5100010	PSA 10	259755	*****	175625	120	17920	498	16890	483	16725	387	12680	339
0000000US5100011	PSA 11	262125	*****	175665	101	18055	472	17950	490	15685	392	13120	401
0000000US5100012	PSA 12	239845	*****	146430	89	17990	485	19530	473	17000	430	15000	434
0000000US5100013	PSA 13	80345	*****	48050	82	6240	209	6140	217	5925	238	5465	244
0000000US5100014	PSA 14	100985	*****	66575	88	7210	286	7295	284	5735	282	5675	251
0000000US5100015	PSA 15	1122290	*****	793575	124	75965	946	72675	942	61085	878	49235	895

# Poverty and Minority



Geography		Total, Population 60 years and over for whom poverty status was determined											
Geographic ID		Not Hispanic or Latino:											
Geographic Name		Black or African American alone:				Asian alone, Subtotal		Asian alone:				Native Hawaiian and Other Pacific Islander alone, Subtotal	
		Income in the past 12 months below poverty level		Income in the past 12 months at or above poverty level				Income in the past 12 months below poverty level		Income in the past 12 months at or above poverty level			
		Estimate	Standard Error	Estimate	Standard Error	Estimate	Standard Error	Estimate	Standard Error	Estimate	Standard Error	Estimate	Standard Error
0100000US	United States	1309635	6158	5801465	9452	3516825	4865	410745	3393	3106080	4772	87475	1004
0400000US51	Virginia	44100	905	266870	1524	97840	707	7725	488	90120	751	610	106
0000000US5100001	PSA 1	10	8	80	41	125	62	4	1	120	61	0	19
0000000US5100002	PSA 2	30	21	335	65	70	37	0	19	70	37	0	19
0000000US5100003	PSA 3	265	62	660	117	230	61	25	22	205	58	0	19
0000000US5100004	PSA 4	85	50	1145	178	665	57	45	34	625	61	4	8
0000000US5100005	PSA 5	1325	159	5950	272	1185	63	45	24	1140	68	30	38
0000000US5100006	PSA 6	405	82	2055	155	515	89	20	22	490	88	30	28
0000000US5100007	PSA 7	265	86	1870	133	485	78	4	7	480	76	10	11
0000000US5100009	PSA 9	485	97	3615	154	415	88	15	10	400	88	20	22
0000000US5100010	PSA 10	1295	182	5570	240	1030	97	125	47	905	96	10	10

# Rural Status



VIRGINIA DEPARTMENT FOR AGING  
AND REHABILITATIVE SERVICES

**DIVISION FOR AGING SERVICES**

Worksheet on Rural Status - 2021 ACS - 2022 ACS										
		2021 ACS Special Tabulation					2022 ACS Special Tabulation			
	2021 MSA	2022 MSA	Square Miles	Total Population	Persons Per Square Mile	Rural Status in Funding Formula	Square Miles	Total Population	Persons Per Square Mile	Rural Status in Funding Formula
<b>PSA 1</b>										
LEE CO.			435.52	22,480	52	Y	435.52	22,285	51	Y
SCOTT CO.	Y	Y	535.53	21,575	40	Y	535.53	21,535	40	Y
WISE CO.			403.19	36,530	91	Y	403.19	36,105	90	Y
NORTON CITY			7.48	3,695	494	Y	7.48	3,670	491	Y
<b>PSA 2</b>										
BUCHANAN CO.			502.76	20,615	41	Y	502.76	20,245	40	Y
DICKENSON CO.			330.53	14,255	43	Y	330.53	14,090	43	Y
RUSSELL CO.			473.82	25,930	55	Y	473.82	25,765	54	Y
TAZEWELL CO.			518.85	40,615	78	Y	518.85	40,390	78	Y
<b>PSA 3</b>										
BLAND CO.			357.73	6,280	18	Y	357.73	6,240	17	Y
CARROLL CO.			474.69	29,125	61	Y	474.69	29,125	61	Y
GRAYSON CO.			442.18	15,420	35	Y	442.18	15,355	35	Y
SMYTH CO.			450.93	29,960	66	Y	450.93	29,800	66	Y
WASHINGTON CO.	Y	Y	560.98	53,995	96	N	560.98	53,985	96	N
WYTHE CO.			461.82	28,345	61	Y	461.82	28,275	61	Y
BRISTOL CITY	Y	Y	13.01	16,995	1,306	N	13.01	17,035	1,309	N
GALAX CITY			8.24	6,680	811	Y	8.24	6,685	811	Y
<b>PSA 4</b>										
FLOYD CO.	Y	Y	380.42	15,535	41	Y	380.42	15,530	41	Y
GILES CO.	Y	Y	355.78	16,765	47	Y	355.78	16,710	47	Y
MONTGOMERY CO.	Y	Y	387.01	99,295	257	N	387.01	99,375	257	N
PULASKI CO.	Y	Y	319.86	33,895	106	N	319.86	33,840	106	N
RADFORD CITY	Y	Y	9.87	16,205	1,642	N	9.87	16,380	1,660	N

# Current Funding Formula Factor



VIRGINIA DEPARTMENT FOR AGING  
AND REHABILITATIVE SERVICES

**DIVISION FOR AGING SERVICES**

PSA	PERCENT
1	2.42069
2	3.05284
3	4.55879
4	2.21923
5	4.21242
6	4.12036
7	3.34131
8A	1.31768
8B	1.86272
8C	7.38620
8D	1.58168
8E	2.55965

9	2.35202
10	3.15031
11	3.25001
12	6.49286
13	2.75860
14	3.29955
15	11.17137
16	2.85921
17/18	3.89055
19	3.18999
20	11.43991
21	5.93253
22	1.57954

# Factor Weights

- Population 60+ in Poverty = 50%
- Population 60+ = 20%
- Populations 60+ in Rural Jurisdictions = 10%
- Population 60+ Minority in Poverty = 10%
- AAA Share of the Population 60+ = 10%

(Applicable to Subtitles III-B, Supportive Services; III-C, Nutrition; III-D, Disease Prevention and Health Promotion; III-E, National Family Caregiver Support; and VII-Chapter 3, Prevention of Elder Abuse, Neglect, and Exploitation)

# Description of Factors



- **Population 60+ in Poverty:** This factor is an application of the definition of greatest economic need as required by the Older Americans Act. The financial condition of the older person is a major determinant of his or her ability to meet basic life needs such as food, shelter, mobility, and healthcare.
- **Population 60+:** This factor is the basis for the distribution of funds by jurisdiction (county and city) of older Virginians. It reflects the number of persons age 60 and older throughout the Commonwealth by jurisdiction as provided by the U.S. Bureau of the Census.

## Description of Factors (cont)



- **Population 60+ Minority in Poverty:** This factor addresses the special needs of older racial and ethnic minorities in Virginia as well as the economic needs of this group.
- **Population 60+ in Rural Jurisdictions:** This factor addresses the geographical isolation faced by older Virginians who live in the rural areas. DARS defines "rural" as any jurisdiction (city or county) which is not within a Metropolitan Statistical Area (MSA) or any jurisdiction which is within an MSA but which has a population density of 50 persons or less per square mile.

## Description of Factors (cont 2)



- **AAA Share of Population 60+:** This factor addresses the unique needs of localities who have a higher proportion of older adults relative to the jurisdiction's overall population, which can reflect increased burden on the locality in meeting the needs of older adults.

# Sample Calculation



VIRGINIA DEPARTMENT FOR AGING AND REHABILITATIVE SERVICES

DIVISION FOR AGING SERVICES

	POP 60+	% POP 60+	POP 60+ WEIGHTED 20%	RURAL POP 60+	% RURAL POP 60+	RURAL WEIGHTED 10%	POP 60+ BEL POV	% POP 60+ BEL POV	POP 60+ BEL POV WEIGHTED 50%
<b>PSA 1</b>									
LEE CO.	6,290	0.33673	0.06735	6,290	1.73776	0.17378	879	0.61139	0.30570
SCOTT CO.	6,765	0.36215	0.07243	6,765	1.86899	0.18690	1,029	0.71573	0.35786
WISE CO.	9,515	0.50937	0.10187	9,515	2.62874	0.26287	1,274	0.88614	0.44307
NORTON CITY	1,135	0.06076	0.01215	1,135	0.31357	0.03136	180	0.12520	0.06260

	MINORITY 60+ BEL POV	% MINORITY 60+ BEL POV	MINORITY 60+ BEL POV WEIGHTED 10%	PSA SHARE POP 60+	% PSA SHARE POP 60+	PSA SHARE POP 60+ WEIGHTED 10%	UNADJUSTED TOTAL	PSA FORMULA %
<b>PSA 1</b>								
LEE CO.	19	0.03309	0.00331	27.98043%	0.79160	0.07916	0.62929	2.42069
SCOTT CO.	4	0.00697	0.00070	31.35574%	0.88710	0.08871	0.70660	
WISE CO.	59	0.10277	0.01028	26.04708%	0.73691	0.07369	0.89179	
NORTON CITY	-	0.00000	0.00000	30.71719%	0.86903	0.08690	0.19301	

# Current Funding Formula Factor




VIRGINIA DEPARTMENT FOR AGING  
AND REHABILITATIVE SERVICES

**DIVISION FOR AGING SERVICES**

PSA	PERCENT
1	2.42069
2	3.05284
3	4.55879
4	2.21923
5	4.21242
6	4.12036
7	3.34131
8A	1.31768
8B	1.86272
8C	7.38620
8D	1.58168
8E	2.55965

9	2.35202
10	3.15031
11	3.25001
12	6.49286
13	2.75860
14	3.29955
15	11.17137
16	2.85921
17/18	3.89055
19	3.18999
20	11.43991
21	5.93253
22	1.57954



# Allocations

Program Dollars for Services

# Notice of Grant Award



DEPARTMENT OF HEALTH & HUMAN SERVICES

Administration for Community Living  
Washington, D.C. 20201

## Notice of Award

Title of Program: (OASS) Older Americans Act Title III - Supportive Services  
Award Authority: P.L. 116-131 (OAA)

**Grantee:**  
Virginia  
Department for Aging and Rehabilitative Services  
8004 Franklin Farms Dr  
HENRICO, VIRGINIA 23229 5019

**Date:** May 15, 2025

**Grant No.:** 2501VAOASS-02  
**Award Instrument:** Grant (Formula)  
**Project Period:** 10-01-2024 - 09-30-2026  
**Budget Period:** 10-01-2024 - 09-30-2026

**EIN:** 1540756941A5  
**DUNS#:** 809740541

**CFDA:** 93.044  
**UEI#:** LSP1DUENV695

**Object Class Code:** 41.15

Appropriation	CAN	Award This Action	Cumulative Grant Award to Date
75-25-0142	2025.2994315	\$5,326,866.00	\$9,737,443.00
	Total	\$0	\$9,737,443.00

**ACL Contact Information:**  
Please find your assigned ACL programmatic and fiscal contacts on ACL's website at <https://www.acl.gov/grants/acl-mandatory-grants-programmatic-and-fiscal-contacts>.

## Key Components

Type of Award

Period of Performance

Cumulative Amount

Terms and Conditions

# IntraState Funding Formula (IFF)



VIRGINIA DEPARTMENT FOR AGING  
AND REHABILITATIVE SERVICES

**DIVISION FOR AGING SERVICES**

In consultation with area agencies, in accordance with guidelines issued by the Assistant Secretary, and using the best available data, develop and publish for review and comment a formula for distribution within the State of funds received that takes into account...

- The geographical distribution of older individuals in the State; and
- The distribution among planning and service areas of older individuals with greatest economic need and older individuals with greatest social need, with particular attention to low-income minority older individuals including low-income minority older individuals, older individuals with limited English proficiency, and older individuals residing in rural areas.

# Current IFF

---



- Virginia, working with the Area Agencies on Aging, updated its Intrastate Funding Formula beginning with Federal Fiscal Year's 2024 distribution. The funding formula includes a rolling base of 40% of the prior year Federal Fiscal Year's allocation.
- All funds awarded above the base are distributed using the established formula with data from the most recent American Community Survey (ACS) special compilation produced by the US Bureau of Census.

# Initial Steps



- Administrative funds: 5% for state agency operations
- Transfers: 15% from III-C1 to III-C2 and 20% from III-C to III-B (taken from III-C1)
- Reserve funds: amount retained (approximately 4% per State Plan) by DARS prior to issuing allocations
  - Not to over-obligate in advance
  - Provides reserve during continuing resolutions and other delays
  - No administrative funds
  - Full amount is obligated to AAAs before the fiscal year is complete

# Allocation Methodology



- For Subtitles III-B, Supportive Services; III-C, Nutrition; III-D, Disease Prevention and Health Promotion; III-E, National Family Caregiver Support; and VII-Chapter 3, Prevention of Elder Abuse, Neglect, and Exploitation
  - Population 60+ in Poverty 50%
  - Population 60+ 20%
  - Population 60+ in Rural Jurisdictions 10%
  - Population 60+ Minority in Poverty 10%
  - AAA Share of Population 60+ 10%

**DEPARTMENT FOR AGING AND REHABILITATIVE SERVICES  
FY 2026 Federal Funding Allocations**

----- TITLE III -----					----- TITLE VII -----			
PSA	B- Supportive Services	C(1) - Congregate Meals	C(2) - Home Delivered Meals	D - Preventive Health	E - Family Caregiver	Elder Abuse	Ombudsman	PSA
1	314,383	166,771	279,380	14,092	107,863	2,478	13,044	1
2	392,422	208,245	349,027	28,618	134,685	3,087	12,804	2
3	600,114	318,193	533,722	41,463	205,963	4,724	21,065	3
4	282,556	149,887	251,365	17,589	96,929	2,222	14,956	4
5	552,598	292,943	491,569	22,205	189,728	4,343	30,125	5
6	534,112	283,301	474,865	7,501	183,251	4,207	24,755	6
7	424,548	225,170	377,969	12,628	145,685	3,332	19,961	7
8A	162,745	86,394	144,749	13,009	55,848	1,277	0	8A
8B	233,980	124,083	208,316	18,336	80,272	1,835	0	8B
8C	971,644	515,087	864,843	2,000	334,161	7,598	74,215	8C
8D	207,320	109,787	184,863	2,000	71,298	1,615	0	8D
8E	348,440	184,400	310,713	2,000	119,862	2,718	19,453	8E
9	306,318	162,407	272,627	16,941	105,131	2,408	15,196	9
10	426,075	225,611	379,562	27,353	146,375	3,340	20,982	10
11	432,454	229,430	384,085	15,932	148,537	3,408	24,016	11
12	842,119	446,397	749,247	61,476	289,016	6,617	20,506	12
13	350,244	185,924	311,205	25,749	120,126	2,761	13,815	13
14	422,578	224,132	376,085	31,293	144,911	3,326	13,681	14
15	1,469,873	778,960	1,308,491	34,894	504,875	11,527	58,339	15
16	379,546	201,023	338,173	23,250	130,370	2,973	18,031	16
17/18	506,195	268,341	450,899	33,798	173,605	3,982	87,161	17/18
19	417,717	221,492	371,530	22,199	143,330	3,290	16,253	19
20	1,509,023	799,974	1,341,103	94,936	518,160	11,871	0	20
21	758,048	401,904	675,106	43,902	260,158	5,946	0	21
22	206,690	109,602	183,573	16,564	70,889	1,632	10,513	22
<b>TOTAL</b>	<b>13,051,745</b>	<b>6,919,458</b>	<b>11,613,066</b>	<b>629,728</b>	<b>4,481,027</b>	<b>102,515</b>	<b>528,872</b>	<b>TOTAL</b>

**DEPARTMENT FOR AGING AND REHABILITATIVE SERVICES**  
**State General Funds**  
**October 1, 2025 - June 30, 2026**

<b>PSA</b>	<b>OAA General</b>	<b>Community Based Services</b>	<b>Transportation</b>	<b>Home Delivered Meals</b>	<b>Supp Nutrition</b>	<b>CCEVP</b>	<b>Ombudsman</b>	<b>PSA</b>
1	50,746	71,536	25,906	91,326	22,072	62,470	6,927	1
2	63,505	89,194	32,305	113,896	27,670	93,658	6,800	2
3	97,041	136,460	49,422	174,238	42,247	78,068	11,187	3
4	48,094	64,200	23,253	81,980	19,913	47,738	7,942	4
5	89,602	125,532	45,471	160,319	39,063	46,074	15,998	5
6	86,283	121,478	43,993	155,096	37,545	49,478	13,146	6
7	68,885	96,354	34,904	123,066	30,045	43,367	10,601	7
8A	26,414	36,934	13,380	47,182	11,525	43,367	0	8A
8B	37,984	53,081	19,230	67,799	16,568	43,367	0	8B
8C	158,786	220,191	79,799	281,391	69,537	208,642	39,413	8C
8D	34,026	46,876	16,993	59,928	14,928	43,367	0	8D
8E	57,114	78,854	28,583	100,794	25,038	43,367	10,331	8E
9	49,629	69,583	25,204	88,861	21,628	49,058	8,070	9
10	69,322	96,670	35,024	123,493	30,270	46,661	11,143	10
11	69,919	98,422	35,644	125,665	30,448	43,367	12,754	11
12	136,512	191,261	69,279	244,259	59,496	43,367	10,890	12
13	56,488	79,700	28,861	101,745	24,564	43,367	7,337	13
14	68,266	96,055	34,786	122,640	29,704	43,367	7,266	14
15	239,048	333,523	120,835	426,055	104,381	43,367	30,982	15
16	61,805	86,063	31,183	109,953	27,001	43,367	9,576	16
17/18	81,838	115,019	41,657	146,863	35,622	92,399	46,288	17/18
19	67,511	94,990	34,402	121,281	29,381	43,367	8,632	19
20	244,462	343,035	124,249	438,055	106,518	90,634	0	20
21	123,125	171,972	62,301	219,667	53,726	77,063	0	21
22	33,294	47,069	17,043	60,080	14,461	43,369	5,583	22
<b>TOTAL</b>	<b>2,119,699</b>	<b>2,964,052</b>	<b>1,073,706</b>	<b>3,785,632</b>	<b>923,352</b>	<b>1,505,719</b>	<b>280,865</b>	<b>TOTAL</b>

- Community Based Services - Homemaker, personal care, adult day care, checking and chore.

- OAA General - all services with a limit of 5% for preparation and administration.

- Agencies may transfer up to 40% of their funding for a category between categories except for OAA General, Supp Nutrition, CCEVP, and Ombudsman.

**DEPARTMENT FOR AGING AND REHABILITATIVE SERVICES**  
**State General Funds**  
**July 1, 2026 - September 30, 2026**

<b>PSA</b>	<b>OAA General</b>	<b>Community Based Services</b>	<b>Transportation</b>	<b>Home Delivered Meals</b>	<b>Supp Nutrition</b>	<b>CCEVP</b>	<b>Ombudsman</b>	<b>PSA</b>
1	16,933	23,845	8,635	30,442	7,357	20,823	2,309	1
2	21,193	29,732	10,769	37,965	9,224	31,219	2,267	2
3	32,381	45,487	16,474	58,080	14,083	26,023	3,729	3
4	15,257	21,400	7,751	27,327	6,637	15,913	2,647	4
5	29,901	41,844	15,157	53,440	13,021	15,358	5,333	5
6	28,792	40,493	14,664	51,698	12,515	16,493	4,382	6
7	22,987	32,118	11,634	41,022	10,015	14,456	3,534	7
8A	8,816	12,311	4,460	15,728	3,841	14,456	0	8A
8B	12,675	17,693	6,410	22,599	5,523	14,456	0	8B
8C	53,000	73,397	26,599	93,797	23,179	69,547	13,138	8C
8D	11,356	15,625	5,664	19,975	4,976	14,456	0	8D
8E	19,061	26,285	9,528	33,598	8,346	14,456	3,444	8E
9	16,560	23,195	8,401	29,620	7,209	16,353	2,690	9
10	23,131	32,224	11,675	41,165	10,091	15,554	3,714	10
11	23,335	32,807	11,881	41,888	10,149	14,456	4,251	11
12	45,554	63,753	23,093	81,419	19,832	14,456	3,630	12
13	18,850	26,566	9,620	33,915	8,188	14,456	2,446	13
14	22,777	32,019	11,595	40,880	9,901	14,456	2,422	14
15	79,773	111,174	40,278	142,018	34,794	14,456	10,327	15
16	20,624	28,688	10,394	36,651	9,000	14,456	3,192	16
17/18	27,304	38,340	13,885	48,954	11,874	30,800	15,430	17/18
19	22,527	31,664	11,467	40,427	9,793	14,456	2,877	19
20	81,582	114,345	41,416	146,019	35,506	30,211	0	20
21	41,086	57,324	20,767	73,222	17,909	25,688	0	21
22	11,109	15,689	5,681	20,027	4,820	14,456	1,861	22
<b>TOTAL</b>	<b>706,566</b>	<b>988,018</b>	<b>357,901</b>	<b>1,261,875</b>	<b>307,783</b>	<b>501,906</b>	<b>93,622</b>	<b>TOTAL</b>

- Community Based Services - Homemaker, personal care, adult day care, checking and chore.

- OAA General - all services with a limit of 5% for preparation and administration.

- Agencies may transfer up to 40% of their funding for a category between categories except for OAA General, Supp Nutrition, CCEVP, and Ombudsman.

**FFY 2026 OAA General Backfill Allocation and Additional \$750,00 Appropriation**

<b>Backfill for Losses</b>		
<b>PSA</b>	<b>Overall Combined Results</b>	<b>Backfill Allocation</b>
1	(37,238)	<b>37,238</b>
2	(91,981)	<b>91,981</b>
3	(40,852)	<b>40,852</b>
4	(38,609)	<b>38,609</b>
5	(19,072)	<b>19,072</b>
6	(57,401)	<b>57,401</b>
7	(49,537)	<b>49,537</b>
8A	(41,146)	<b>41,146</b>
8B	(16,445)	<b>16,445</b>
8C	(101,650)	<b>101,650</b>
8D	16,838	
8E	56,863	
9	(20,540)	<b>20,540</b>
10	50,193	
11	(81,023)	<b>81,023</b>
12	(67)	<b>67</b>
13	(82,356)	<b>82,356</b>
14	(46,207)	<b>46,207</b>
15	(4,204)	<b>4,204</b>
16	32,191	
17/18	(23,297)	<b>23,297</b>
19	(27,715)	<b>27,715</b>
20	(16,386)	<b>16,386</b>
21	(44,010)	<b>44,010</b>
22	(2,064)	<b>2,064</b>
<b>TOTAL</b>	<b>(685,714)</b>	<b>841,800</b>

<b>\$700,000 Backfill for Losses</b>		
<b>PSA</b>	<b>Percentage of loss</b>	<b>Balance to be Allocated per IFF</b>
1	4.42362%	<b>30,965</b>
2	10.92676%	<b>76,487</b>
3	4.85292%	<b>33,970</b>
4	4.58651%	<b>32,106</b>
5	2.26563%	<b>15,859</b>
6	6.81879%	<b>47,732</b>
7	5.88461%	<b>41,192</b>
8A	4.88789%	<b>34,215</b>
8B	1.95352%	<b>13,675</b>
8C	12.07537%	<b>84,528</b>
8D	0.00000%	-
8E	0.00000%	-
9	2.44001%	<b>17,080</b>
10	0.00000%	-
11	9.62497%	<b>67,375</b>
12	0.00791%	<b>55</b>
13	9.78336%	<b>68,484</b>
14	5.48905%	<b>38,423</b>
15	0.49945%	<b>3,496</b>
16	0.00000%	-
17/18	2.76752%	<b>19,373</b>
19	3.29236%	<b>23,047</b>
20	1.94654%	<b>13,626</b>
21	5.22806%	<b>36,596</b>
22	0.24515%	<b>1,716</b>
<b>TOTAL</b>	<b>100%</b>	<b>700,000</b>

<b>Additional \$750,000 Appropriated for FY2026</b>		
<b>PSA</b>	<b>FY2026 Funding Formula</b>	<b>Addl Appropriation of \$750,000 Allocated per IFF</b>
1	2.38034	<b>17,853</b>
2	2.91357	<b>21,852</b>
3	4.58490	<b>34,387</b>
4	2.13795	<b>16,035</b>
5	4.24653	<b>31,849</b>
6	4.05154	<b>30,387</b>
7	3.21704	<b>24,128</b>
8A	1.20505	<b>9,038</b>
8B	1.78813	<b>13,411</b>
8C	7.38006	<b>55,350</b>
8D	1.62621	<b>12,197</b>
8E	2.77106	<b>20,783</b>
9	2.34167	<b>17,563</b>
10	3.35988	<b>25,199</b>
11	3.23463	<b>24,260</b>
12	6.51005	<b>48,825</b>
13	2.59955	<b>19,497</b>
14	3.20637	<b>24,048</b>
15	11.35694	<b>85,177</b>
16	2.97680	<b>22,326</b>
17/18	3.88214	<b>29,116</b>
19	3.19187	<b>23,939</b>
20	11.63910	<b>87,293</b>
21	5.80444	<b>43,533</b>
22	1.59418	<b>11,956</b>
<b>TOTAL</b>	<b>100.00000</b>	<b>750,000</b>

# NSIP Allocations

---



- Data is collected from the state-mandated federal reporting system to determine each PSA's previous FFY's meal counts for congregate and home delivered meals.
- From this data, DARS calculates each PSA's total meals served in the previous FFY as a proportion of the total meals served in the previous FFY across all PSAs.
- This determines each PSA's proportion of the overall federal funding allocation for this category for the current allocation.

**DEPARTMENT FOR AGING AND REHABILITATIVE SERVICES**  
**Proposed Funding Allocations**  
**Nutrition Services Incentive Program (NSIP)**  
**October 1, 2025 - September 30, 2026**

**FFY'24 Meal Counts**

<b>PSA</b>	<b>Congregate Meals Served</b>	<b>Home Delivered Meals Served</b>	<b>Total Meals Served</b>	<b>NSIP Funds</b>
1	11,070	90,939	102,009	44,000
2	9,120	114,738	123,858	53,424
3	21,813	147,757	169,570	73,141
4	5,091	68,911	74,002	31,919
5	5,113	107,843	112,956	48,721
6	3,363	128,022	131,385	56,670
7	26,148	69,541	95,689	41,274
8A	11,100	35,570	46,670	20,130
8B	17,167	87,033	104,200	44,945
8C	174,501	302,532	477,033	205,759
8D	89,614	62,884	152,498	65,777
8E	32,190	37,248	69,438	29,951
9	18,938	37,487	56,425	24,338
10	13,682	56,765	70,447	30,386
11	3,024	47,327	50,351	21,718
12	15,698	96,782	112,480	48,516
13	18,809	128,874	147,683	63,700
14	3,677	83,666	87,343	37,674
15	73,618	185,890	259,508	111,934
16	4,345	22,257	26,602	11,474
17/18	7,271	185,276	192,547	83,051
19	5,150	39,196	44,346	19,128
20	59,537	135,084	194,621	83,946
21	11,687	109,520	121,207	52,280
22	11,425	24,570	35,995	15,526
<b>Total</b>	<b>653,151</b>	<b>2,405,712</b>	<b>3,058,863</b>	<b>1,319,379</b>

# Title III-D Allocations

---



- For each jurisdiction, DARS obtains medically underserved area (MUA) data from the U.S. Department of Health and Human Services, Health Resource and Services Administration
- MUA are areas or populations designated by HRSA have too few primary care providers, high infant mortality, high poverty or a high elderly population.
- MUA is determined for each jurisdiction. If any portion in whole or part is medically underserved, the entire jurisdiction is included in the funding allocation.

# Title III-D Preventative Health



- Base of \$2,000 per PSA
- If a PSA does not include a MUA, the PSA does not receive any additional Title III-D allocations (beyond the base amount)
- If a PSA includes one or more jurisdictions that are classified as MUAs, the total number of MUA-eligible jurisdictions within the PSA are weighted as a proportion of the total MUAs within the state.
- Funding is then allocated to those PSAs as a proportion of the total federal funding.

# Ombuds Funding

---



- AAAs receive a base of \$15,000
- Regional programs receive a base of \$25,000
- Based on the total bed count per PSA
  - Nursing Home Beds – VDH
  - Assisted Living Facility Beds – VDSS
  - Mental Health Geriatric Care Beds – DBHDS

**Number of Licensed Long-Term Care Beds  
Per Planning and Service Area  
Contract Year FY 2026**

<b>PSA</b>	<b>Nursing Facility Beds</b>	<b>Assisted Living Facility Beds</b>	<b>State Mental Health Facility Beds</b>	<b>Total Beds in PSA</b>	<b>Percent of State</b>
1	641	282	0	923	1.28091
2	549	322	0	871	1.20875
3	1511	1129	20	2,660	3.69147
4	773	564	0	1,337	1.85545
5	2192	2370	60	4,622	6.41428
6	1528	1931	0	3,459	4.80030
7	1003	1418	0	2,421	3.35979
8A-8D	3539	9363	0	12,902	17.90502
8E	720	1591	0	2,311	3.20714
9	766	623	0	1,389	1.92761
10	1052	1590	0	2,642	3.66649
11	1740	1559	0	3,299	4.57826
12	1815	724	0	2,539	3.52355
13	841	249	0	1,090	1.51267
14	662	276	123	1,061	1.47242
15	4478	6254	0	10,732	14.89356
16	875	1128	0	2,003	2.77971
17/18 & 21	2,596	2,990	30	5,616	7.79372
19	949	669	0	1,618	2.24541
20	4305	3883	0	8,188	11.36307
22	278	97	0	375	0.52041
<b>Total</b>	<b>32,813</b>	<b>39,012</b>	<b>233</b>	<b>72,058</b>	<b>100.00000</b>

**DEPARTMENT FOR AGING AND REHABILITATIVE SERVICES  
FY 2026 DMAS Ombudsman Federal Funding Allocations**

<b>PSA</b>	<b>Formula Based on # of Beds</b>	<b>Total DMAS Funding</b>
1	1.28091	1,665
2	1.20875	1,571
3	3.69147	4,799
4	1.85545	2,412
5	6.41428	8,339
6	4.80030	6,240
7	3.35979	4,368
		0
		0
8C (Incl 8A-8D)	17.90502	23,277
		0
8E	3.20714	4,169
9	1.92761	2,506
10	3.66649	4,766
11	4.57826	5,952
12	3.52355	4,581
13	1.51267	1,966
14	1.47242	1,914
15	14.89356	19,362
16	2.77971	3,614
17/18 & 21	7.79372	24,904
19	2.24541	2,919
20	11.36307	0
		0
22	0.52041	677
<b>Total</b>	<b>100.0000</b>	<b>130,000</b>

**DEPARTMENT FOR AGING AND REHABILITATIVE SERVICES**  
**Care Coordination for Elderly Virginians Program**  
**Proposed Funding Allocations**

**FY'26 Area Plan**

<b>PSA</b>	<b>10/1/25 - 6/30/26</b>	<b>7/1/26 - 9/30/26</b>	<b>Total</b>
1	62,470	20,823	83,293
2	93,658	31,219	124,877
3	78,068	26,023	104,091
4	47,738	15,913	63,651
5	46,074	15,358	61,432
6	49,478	16,493	65,971
7	43,367	14,456	57,823
8A	43,367	14,456	57,823
8B	43,367	14,456	57,823
8C	208,642	69,547	278,189
8D	43,367	14,456	57,823
8E	43,367	14,456	57,823
9	49,058	16,353	65,411
10	46,661	15,554	62,214
11	43,367	14,456	57,823
12	43,367	14,456	57,823
13	43,367	14,456	57,823
14	43,367	14,456	57,823
15	43,367	14,456	57,823
16	43,367	14,456	57,823
17/18	92,399	30,800	123,198
19	43,367	14,456	57,823
20	90,634	30,211	120,845
21	77,063	25,688	102,751
22	43,369	14,456	57,826
<b>TOTAL</b>	<b>1,505,719</b>	<b>501,906</b>	<b>2,007,625</b>